



Large Commercial Gas Meter Location Criteria

(For total connected loads 3 million BTU's or greater)

Gas Meter Clearances

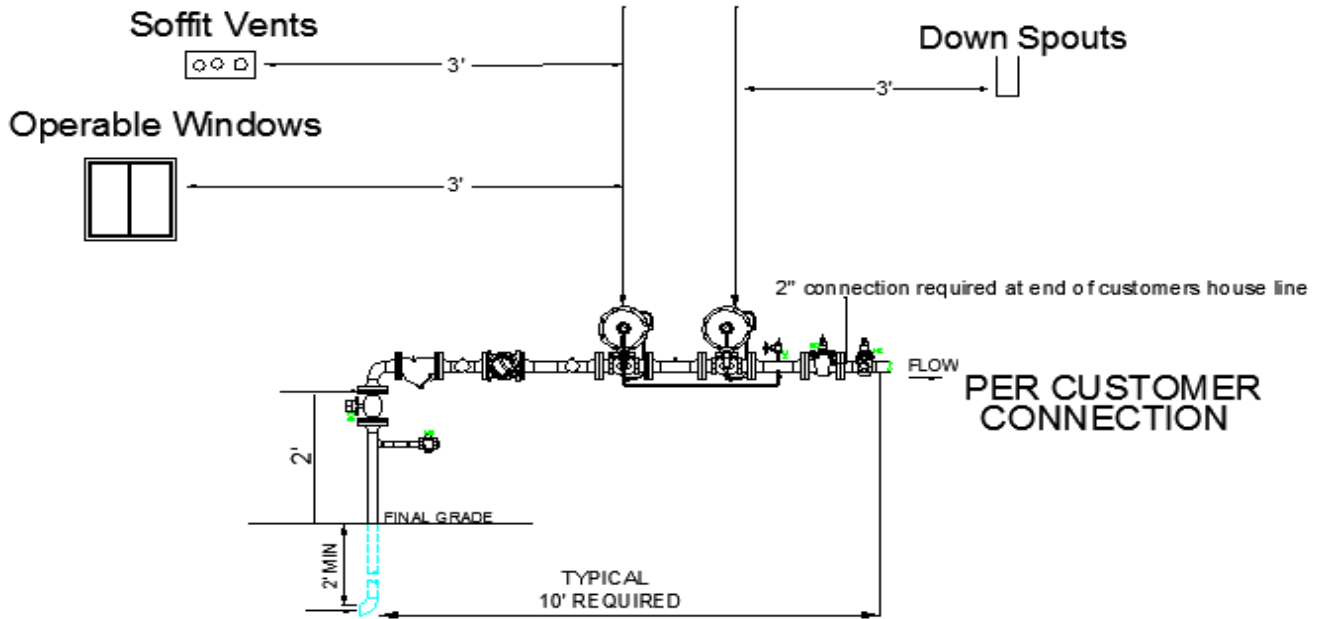


Diagram A

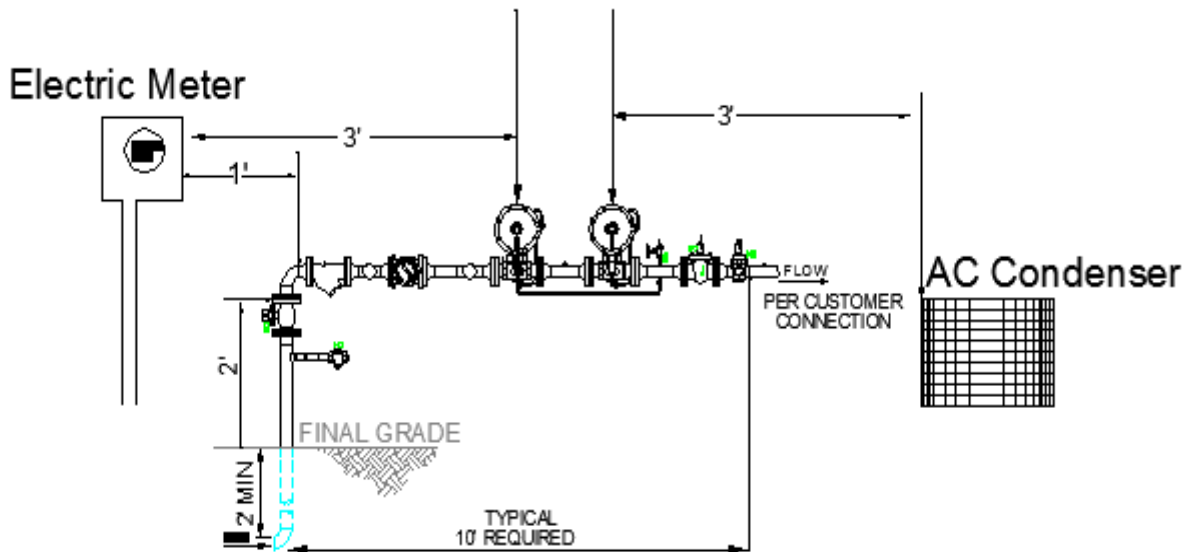


Diagram B

05/20/2013

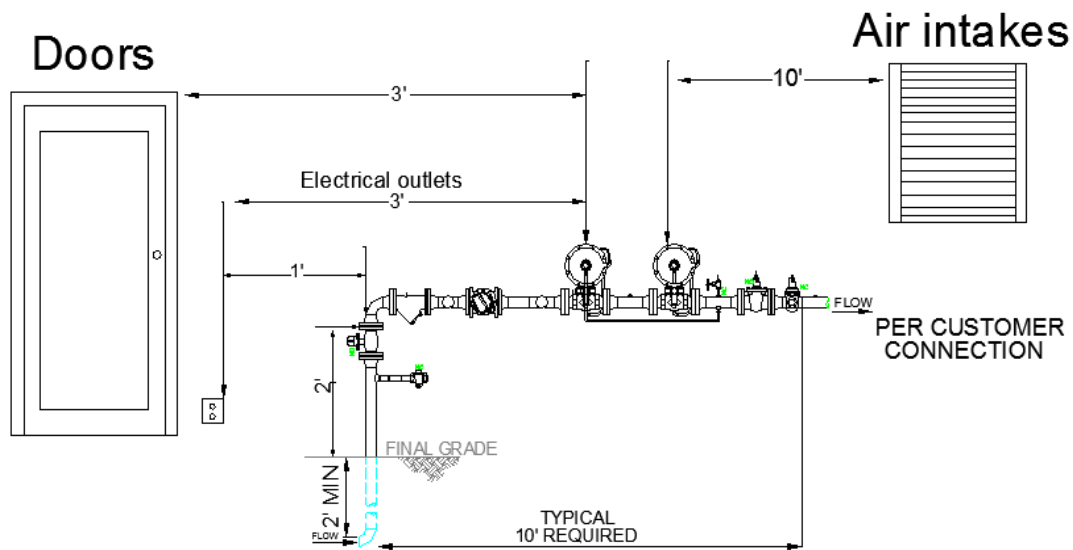


Diagram C

Gas meter minimum clearance requirements from the meter station

Building Feature	Horizontal	Under	Above	Diagram	
Appliance Combustion Air Intake*	3 feet	Not Permitted	Not Permitted	C	
Appliance Vents	3 feet	Not Permitted	3 feet		
Attic Vents	3 feet	N/A	Not Permitted	A	* 3 feet minimum or greater as specified by the appliance manufacturer
Garage Vents	3 feet	Not Permitted	Not Permitted		
Doors / Garage Doors	3 feet	N/A	N/A	C	
Electric Meters	3 feet	N/A	Not Permitted	B	
Electric Outlet	3 feet	Not Permitted	Not Permitted	C	
Return Air Intake	10 feet	Not Permitted	Not Permitted	C	
Soffit Vents	3 feet	N/A	Not Permitted	A	
Windows (Operable)	3 feet	Not Permitted	Not Permitted	A	
AC Condenser	3 feet	Not Permitted	N/A	B	
Any Ignition Source	3 feet	Not Permitted	Not Permitted	B,C	
Down Spouts	3 feet	Not Permitted	Not Permitted	A	

***Meter Barriers (Needs to be 3 feet away from meter station)**

***Landscape/Decorative concrete (In order to maintain a NMGCO large commercial meter, it will be necessary for NMGCO vehicles to park within 15 feet of this meter for PRC testing requirements. Therefore, NMGCO is not responsible for any landscaping or decorative concrete damages during these routine maintenance occasions. Should the customer request that their large commercial meter be relocated the cost for this work shall be paid for by the customer.)**

***Access to meter station will need to be provided on a PERMANENT BASIS to allow trucks to gain access to meter for testing purposes.**

***Customer house piping connection needs to be 2" NPS male threaded & 5 ½" above the top of service riser to center of house piping.**